

Power BI Connector for Infor SunSystems & iPOS

A solution exclusively for Infor SunSystems.



Accelerate Power BI adoption

We have done all the hard work for you. The Professional Advantage Power BI Connector solves the problem of automating the data extraction from an Infor SunSystems database and translating it into an Microsoft Power BI data model.

This allows Power BI users to drop data entities on to their reporting canvas and build up effective visualisations and analytics without having to understand anything about the underlying Infor SunSystems database schema.

A common challenge faced by business users when considering using Power BI reports is

“We do not have the technical skills to access data!”.

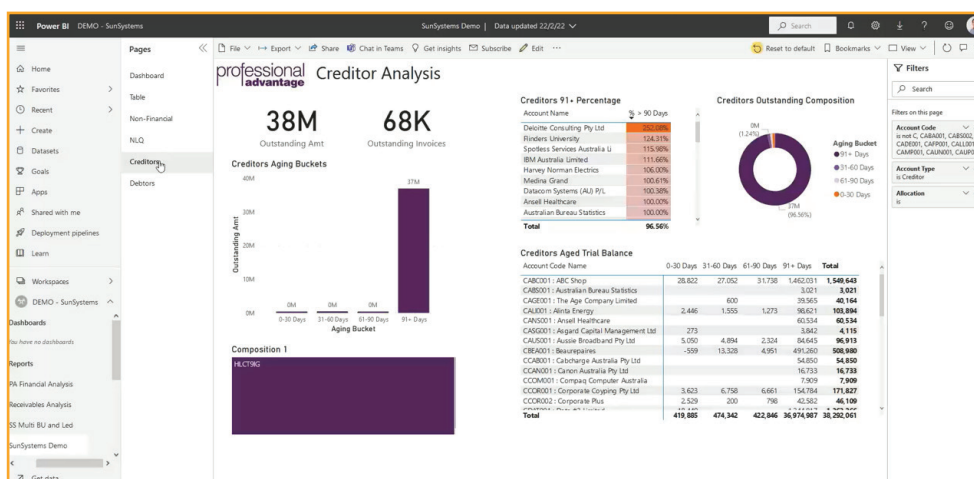
Even if users are experienced in Power BI, they may not have the deep understanding of the Infor SunSystems data schema.

Flexibility

The Professional Advantage Power BI Connector translates data in to a meaningful and easily understood format, while offering flexibility to configure the system, controlling the scale of data extracted in to the Power BI reporting warehouse along with the content, such as Business Units, ledgers, chart of accounts and analysis dimensions.

Our Connector includes a web-based application interface where you can define how many periods you wish to import and which of these are summary totals, and which are transactional data. Meaning you do not have to populate the Power BI warehouse with transactional data where not needed for analysis.

You may also have some data in SunSystems which you do not want to make available in the reporting warehouse, such as payroll data, or other sensitive information. The interface allows you to define exclusion definitions, which remove data sets based on Business Unit, Chart of Account, Analysis Dimensions, or ledgers.



Security

Security is obviously of utmost importance in reporting on financial data. The Connector caters for this with a built in data security model into the interface which allows you to define access to different Business Units, chart, ledger, and analysis data by operator groups and be confident of the outcome.

Keep on top of your data

The Connector also incorporates an incremental update scheduler, in order to keep the Power BI data warehouse up to date automatically. This only extracts new data available in Infor SunSystems

Save time & Effort

The Connector removes a significant amount of work for the IT team in safely and accurately exposing selected SunSystems data to Power BI, leaving your users to design and build visualisation as they need within Power BI.

Our experience is that Power BI delivers on the expectation of self-service BI. With the right foundations of data preparation and modelling in place, it is easy for business users to use Power BI's intuitive look, feel, and drag and drop functionality to build their own adhoc reports and seek answers from data.

3 Step Self Service BI

In just 3 steps Power BI lets you develop your own reports.

STEP ONE



Get your data

STEP TWO

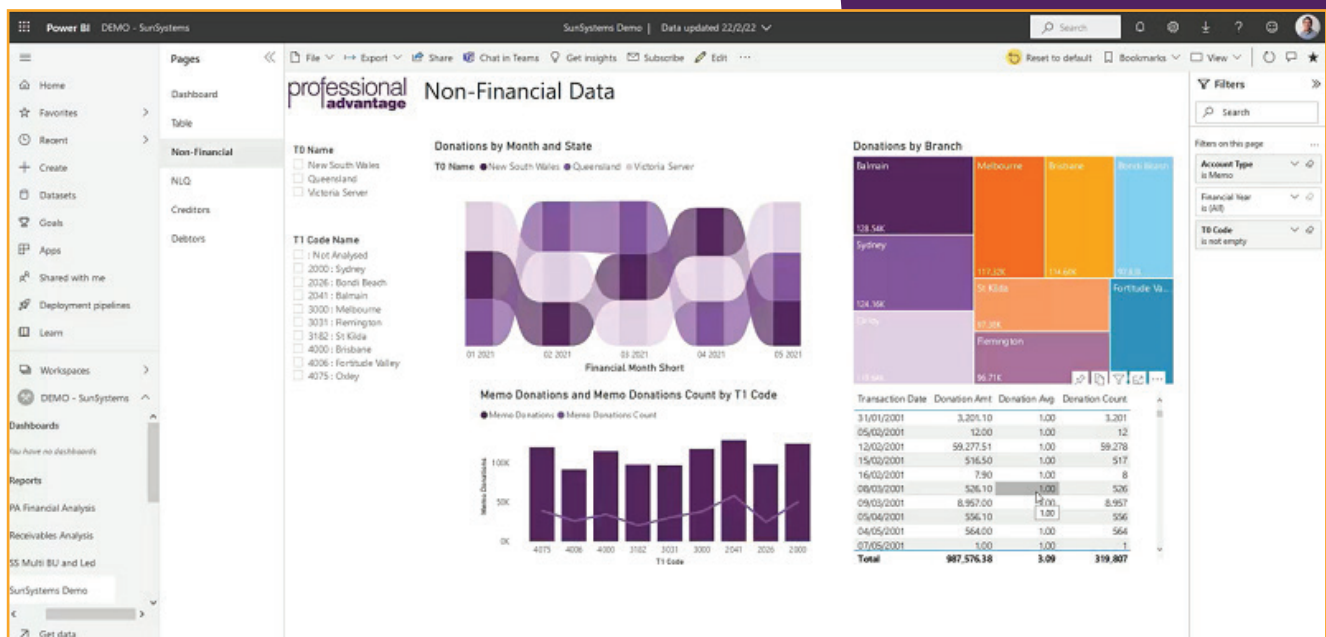


Craft data stories

STEP THREE

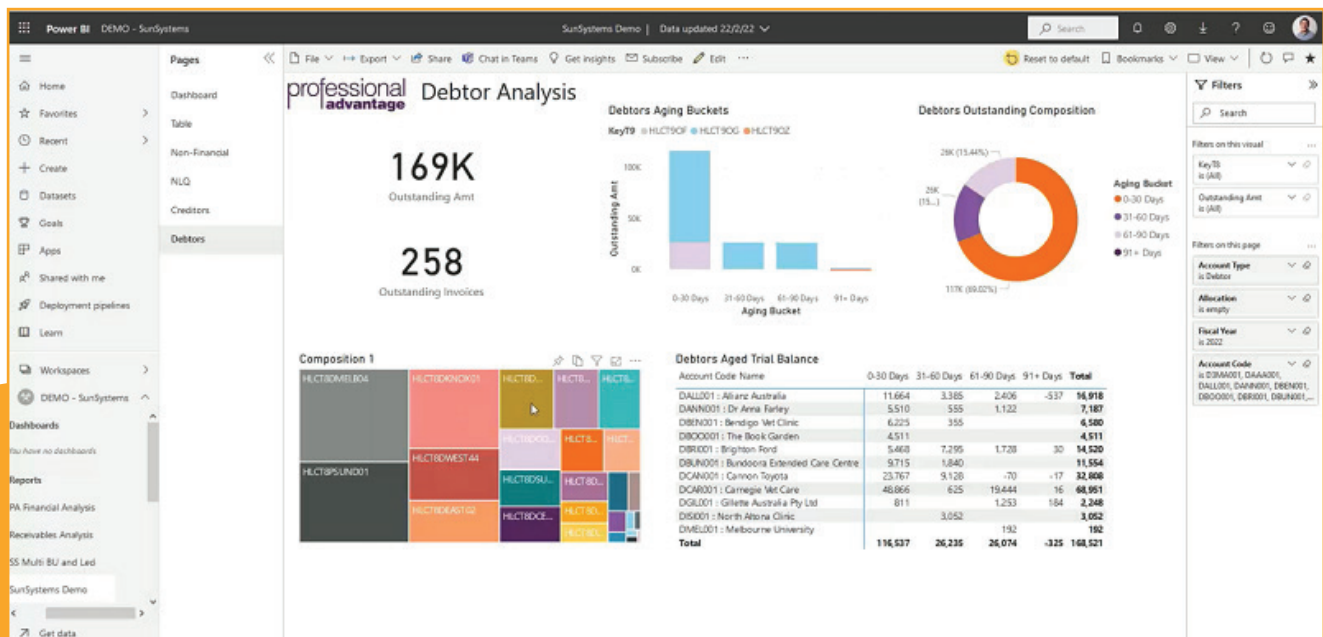


Collaborate & share



Infor SunSystems Data Reporting made easy with Power BI

- Drag and drop Infor SunSystems data entities delivered to Power BI canvas
- Understands SunSystems data structures out of the box
- Web interface for extraction and security control
- Selected extraction of data by Business Unit, Ledger, Chart of Accounts, and Analysis Dimensions
- Ability to define summary or detail transactions for different time periods
- Exclusion rules to remove unwanted data from extract by Business Unit, Ledger, Chart of Accounts and Analysis Dimension
- Incremental and automated data set updates based on a schedule
- Additionally works for iPOS eProcurement data in the same connector
- Includes a security model to data access in Power BI across user groups



Why choose the Professional Advantage PowerBI Data Connector for Infor SunSystems?

- Removes the requirement for in depth, database level understanding of Infor SunSystems in order to surface data into the Power BI canvas
- Save hours of internal effort in producing the same results
- Supports SunSystems v.4 and v.6 data structures
- Enables self-service Power BI report design without having to rely on technical services or consultancy
- Lowers the technical barrier and ensures secure and controlled data access
- Always up to date
- Rapid implementation giving immediate results
- Does not impose a report structure or limit report creation
- With Power BI, organisations can consolidate data from multiple systems together with Infor SunSystems data and analyse it in one report.

A1 Name	Month	Compare Mth	Diff	% Diff	YTD	Compare YTD	Diff YTD	% Diff YTD
T1 Income	24,354,396	24,354,396			106,915,471	106,915,471		
50100: Grants	831,270	831,270			8,673,743	8,673,743		
50200: Grants CW Rec	4,955,001	4,955,001			39,394,721	39,394,721		
50400: Grants CW Capital	2,068	2,068			45,000	45,000		
50500: Grants State Rec	1,455,363	1,455,363			4,349,576	4,349,576		
50600: Grants State Non Rec	29,311	29,311			166,968	166,968		
50700: Grants State Capital	6,955,782	6,955,782			28,972,806	28,972,806		
51000: Grants Local Capital	1,044,564	1,044,564			4,045,680	4,045,680		
51200: Fundraising	8,654,788	8,654,788			18,576,131	18,576,131		
51400: Tax Deductible Donations	3,513	3,513			95,739	95,739		
51500: Donations (Public collections)	82,734	82,734			674,339	674,339		
53000: Income from Gaming	154,674	154,674			815,470	815,470		
53100: Sales of tickets	229,802	229,802			1,188,718	1,188,718		
53200: Membership Fees	48,626	48,626			420,160	420,160		
53300: Other Income	58,723	58,723			302,615	302,615		
53400: Interest - Restricted	4,332	4,332			31,912	31,912		
53500: Interest - Unrestricted	8,836	8,836			94,709	94,709		
53600: Rental Income	9,202	9,202			55,210	55,210		
53700: Recoupments	274	274			1,644	1,644		
53900: Other/Sundry Income	24,062	24,062			148,759	148,759		
54000: Gain on Sale of Non-Cur Assets	1,686	1,686			35,111	35,111		
60200: Purchases	-301,215	-301,215			-1,171,620	-1,171,620		
T1 Expense	-30,627,810	-30,627,810			-106,590,359	-106,590,359		
70100: Accounting Fees	-27,875	-27,875			-59,148	-59,148		
70200: Advertising & Promotion	-2,111	-2,111			-74,252	-74,252		
Total	3,726,586	3,726,586			1,325,111	1,325,111		

Unlock your Infor SunSystems data
now with the **Power BI Connector** from
Professional Advantage.

For more information



AU 1800 126 499
pa.com.au
enquiries@pa.com.au

UK 0207 268 9800
professionaladvantage.co.uk
info_uk@professionaladvantage.co.uk

US 1877 897 1209
professionaladvantage.com
profad@profad.com

About Professional Advantage

Professional Advantage is an international IT consulting and solutions company, with 30 years of experience in helping organisations achieve more by improving their business systems through industry leading software solutions. Originating in Australia, it is one of the country's most awarded solution providers. Our 250-strong global team covers three continents, and has successfully worked with over 1000 organisations.